

This timetable includes all trains between Stratford-upon-Avon, Leamington Spa and London Marylebone.

Off-Peak Travel


† First train to London available for holders of Off-Peak Day Return, Off-Peak Return and Off-Peak Day Travelcards (includes unlimited travel on London's tubes and buses). These tickets may be used from Stratford-upon-Avon on the 0733 departure, but passengers must change at Leamington Spa for the 0912 departure from Leamington Spa to London Marylebone (arrive 1036). No restrictions on Saturdays, Sundays or Public Holidays. Additional restrictions apply to Groupsave and other promotional tickets. Please check before you travel to ensure your ticket is valid on your intended train.

Bikes on Trains

Subject to space being available, and at the discretion of our staff, you can take your bike (except tandems) on any Chiltern Railways train on Saturdays, Sundays or Public Holidays.

On Mondays to Fridays you can also use most of our trains, with the exception of our busiest peak hour services. For the safety and comfort of all our passengers bikes are not allowed at any point during the journey on any train:

- Arriving London Marylebone, Oxford or Birmingham Moor Street from 0745 to 1000.
- Leaving London Marylebone, Oxford or Birmingham Moor Street from 1630 to 1930.

Trains shown in this timetable with the symbol  means that bikes are not permitted on board at any point during this service.

We are sorry but bikes can not be taken on rail replacement buses at any time. There are no restrictions on folding bikes at any time, provided they are fully folded. For information

about cycle storage facilities at our stations see our website.




Cycles can be hired from just outside London Marylebone station. For information visit www.tfl.gov.uk/modes/cycling/santander-cycles.

Safety Information

In almost all emergency situations it is safest to stay on the train and then listen for instructions from a member of staff.

- If you are in immediate danger and have to leave the train, avoid walking on the track.
- If possible, exit directly onto a walkway or embankment.
- Make sure you familiarise yourself with the safety instructions carried on every train, normally located by the doors.
- Fire extinguishers are carried on every train. Please acquaint yourself with their locations.

















WM West Midlands Trains

-  Trains with tables and power points
-  Silver train including Business Zone carriage
-  Bicycles are not permitted on board at any point during this service






- a** Arrival time
- b** Departs 5 minutes later
- c** Change at Leamington Spa
- d** Departure time
- e** Change at Solihull
- f** Change at Hatton
- g** Change at Dorridge
- x** Service stops on request

- A** To Oxford (arrives 0022)
- B** From Birmingham Snow Hill (departs 0553)

Mondays to Fridays

																
Stratford-upon-Avon	d 0606	0733†	0900	1037	1103e	1240	1303e	1437	1503e	1603e	1736	1912	2139	2315		
Stratford-u-Avon Pkwy	d 0610	0737†	0904	1041	1107e	1244	1307e	1441	1507e	1607e	1740	1916	2143			
Wilmcote	d 0614	0741†	0907	1044		1247		1444			1743	1920	2147			
Bearley	d		0911	1048				1448			1747	1924				
Claverdon	d 0621	0749†	0916	1053				1453			1752	1929	2154			
Hatton	a 0627b	0755	0921	1058				1458			1757	1936	2159			
Warwick Parkway	a	0800			1216			1416		1617	1716		1948f			
Warwick	a 0639	0803	0928	1104		1304		1505			1805	1952f	2206	2334		
Leamington Spa	a 0645	0807	0937	1114	1221	1314	1421	1516	1622	1723	1809	1956f	2210	2338		
Banbury	a 0723c	0825	1003c	1140c	1239	1340c	1439	1538c	1640	1740	1828	2015f	2229	2357		
Bicester North	a 0737c	0838	1015c								1843	2029f	2245			
London Marylebone	a 0833c	0935	1108c	1243c	1343	1443c	1540	1642c	1745	1839	1941	2135f	2358			

Saturdays


													
Stratford-upon-Avon	d 0756	0903e	1040	1103e	1242	1303e	1442	1503e	1641	1703e	1841	2042	2215
Stratford-u-Avon Pkwy	d 0800	0907e	1044	1107e	1246	1307e	1446	1507e	1645	1707e	1845	2046	
Wilmcote	d 0803		1047		1249		1449		1648		1848	2049	
Bearley	d		1051						1652		1852	2052	
Claverdon	d 0811		1056		1257		1457		1657		1857	2057	
Hatton	a 0816		1102		1303		1503		1703		1903	2102	
Warwick Parkway	a	1019		1219		1416		1616		1816			
Warwick	a 0824		1108		1309		1509		1709		1909	2109	2235
Leamington Spa	a 0828	1024	1116	1225	1317	1422	1517	1621	1717	1822	1917	2117	2240
Banbury	a 0847	1043	1138c	1244	1339c	1439	1539c	1639	1739c	1839	1939c	2139c	2302
Bicester North	a 0902											2151c	
London Marylebone	a 1005	1146	1241c	1341	1441c	1541	1646c	1741	1841c	1941	2041c	2241c	

Sundays

Stratford-upon-Avon	d 0938	1219	1446	1646	1846	2038
Stratford-u-Avon Pkwy	d 0941	1223	1450	1650	1850	2042
Wilmcote	d 0944	1226	1453	1653	1853	2045
Bearley	d					
Claverdon	d					
Hatton	a 0955	1236	1503	1703	1903	2055
Warwick Parkway	a					
Warwick	a 1001	1247	1511	1711	1910	2102
Leamington Spa	a 1005	1254	1517	1717	1917	2107
Banbury	a 1023	1339c	1539c	1739c	1940c	2127
Bicester North	a 1035				1952c	2141
London Marylebone	a 1139	1440c	1640c	1840c	2045c	2253


Late night and weekend train times may be subject to alteration because of engineering work. Check www.chilternrailways.co.uk before travelling.

Special leaf fall timetable applies 7 October to 8 December. Trains arrive at their destination up to 3 minutes later than shown.



20 May to 8 December 2018

Pocket train times.



Useful information

Download our new free app
Our app makes getting the cheapest Chiltern fares easy - with no credit card, debit card or booking fees, guaranteed.



Customer comments

Phone: 03456 005 165 (0930 - 1730 Mon-Fri)
Write to: Freepost CHILTERN RAILWAYS
Website: www.chilternrailways.co.uk/comments

Travel alerts

Receive free text or e-mail alerts to warn you of unplanned disruption.
Register at www.chilternrailways.co.uk/alerts

Follow us

Facebook: www.facebook.com/chilternrailways
Twitter: www.twitter.com/chilternrailway

National Rail Enquiries

For train times, fares and rail information (all calls are charged at local call rate and may be recorded)
Phone: 03457 48 49 50
Website: www.nationalrail.co.uk

Cover artwork:

Conrad, Year 3-4 Prize Winner, produced in collaboration with Young Art Oxford 2018

Mondays to Fridays

	WM																	
	B																	
London Marylebone	d	•	•	0617	0711	0814c	0910	1010c	1140	1210c	1240	1340	1410c	1647c	1847c	2043		
Bicester North	d	•	0546c	0733	0754	•	•	•	1227	•	1327	1427	•	1734c	1944	2143		
Banbury	d	•	0604c	0749	0807	0908c	1008	1107c	1240	1308c	1340	1440	1507c	1747c	2006	2201		
Leamington Spa	d	•	0651	0808	0825	0940	1025	1132	1258	1332	1358	1458	1532	1811	2026	2220		
Warwick	d	•	0656	0813	0829	0945	•	•	1137	1302	1337	1402	1502	1537	1816	•	2224	
Warwick Parkway	d	•	•	•	0833	•	1032	•	1306	•	1406	1506	•	•	2031	•		
Hatton	d	•	0704	0821	•	0952	•	1144	•	1344	•	•	1544	1827	2038	2231		
Claverdon	d	0631x	0710	0826	•	0957	•	•	•	1349	•	•	1549	1833	•	2236		
Bearley	d	0635x	•	0831	•	1002	•	•	•	1355	•	•	•	1555	1839	•		
Wilmcote	d	0640	0720	0835	•	1006	•	1155	•	1359	•	•	1559	1844	2048	2243		
Stratford-u-Avon Pkwy	a	0643	0722	0837	0945e	1008	1137e	1157	1337g	1401	1437g	1537g	1601	1846	2050	2245		
Stratford-upon-Avon	a	0648	0731	0846	0949e	1017	1141e	1206	1341g	1412	1441g	1541g	1612	1851	2054	2256		

Saturdays

London Marylebone	d	0700c	0840	0940	1010c	1140	1210c	1240	1340	1410c	1440	1540	1610c	1810c	2010c		
Bicester North	d	0750c	0926	1024	•	1224	•	1324	1424	•	1524	1624	•	•	•		
Banbury	d	0804c	0940	1037	1107c	1237	1307c	1337	1437	1507c	1537	1637	1707c	1907c	2107c		
Leamington Spa	d	0830	0958	1055	1132	1255	1332	1355	1455	1532	1555	1655	1732	1932	2132		
Warwick	d	0834	1002	1059	1137	1259	1337	1359	1459	1537	1559	1659	1737	1937	2137		
Warwick Parkway	d	•	1006	1103	•	1303	•	1403	1503	•	1603	1703	•	•	•		
Hatton	d	0842	•	•	•	1344	•	•	1544	•	•	•	1747	1944	2144		
Claverdon	d	0848	•	•	•	1349	•	•	1549	•	•	•	1752	1949	2149		
Bearley	d	0853	•	•	•	1354	•	•	•	•	•	•	1757	1954	2154		
Wilmcote	d	0858	•	•	•	1357	•	•	1556	•	•	•	1802	1958	2158		
Stratford-u-Avon Pkwy	a	0901	1037g	1137g	1155	1337g	1400	1437g	1537g	1558	1637g	•	1805	2000	2200		
Stratford-upon-Avon	a	0912	1041g	1141g	1205	1341g	1409	1441g	1541g	1608	1641g	•	1815	2010	2210		

Sundays

London Marylebone	d	1010c	1210c	1410c	1610c	1810c		
Bicester North	d	1047	•	•	•	•		
Banbury	d	1111	1307c	1507c	1707c	1907c		
Leamington Spa	d	1132	1332	1532	1732	1932		
Warwick	d	1138	1337	1537	1737	1937		
Warwick Parkway	d	•	•	•	•	•		
Hatton	d	1145	1344	1544	1744	1944		
Claverdon	d	•	•	•	•	•		
Bearley	d	•	•	•	•	•		
Wilmcote	d	1155	1354	1554	1754	1954		
Stratford-u-Avon Pkwy	a	1157	1356	1556	1756	1956		
Stratford-upon-Avon	a	1207	1406	1606	1806	2006		

Late night and weekend train times may be subject to alteration because of engineering work. Check www.chilternrailways.co.uk before travelling.

Special leaf fall timetable applies 7 October to 8 December. Trains arrive at their destination up to 3 minutes later than shown.