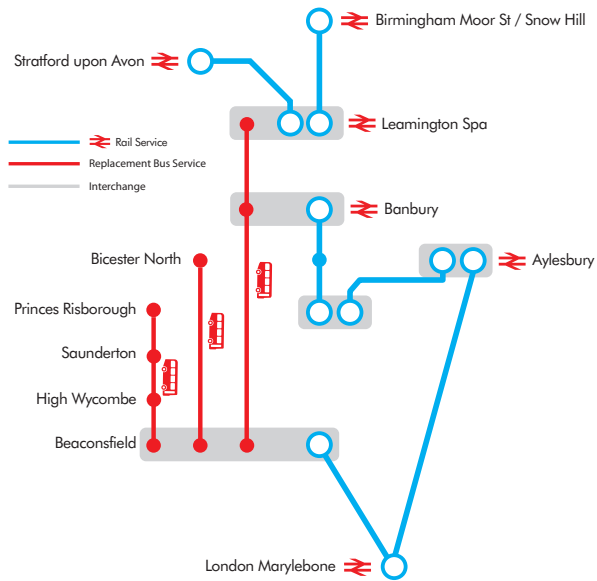
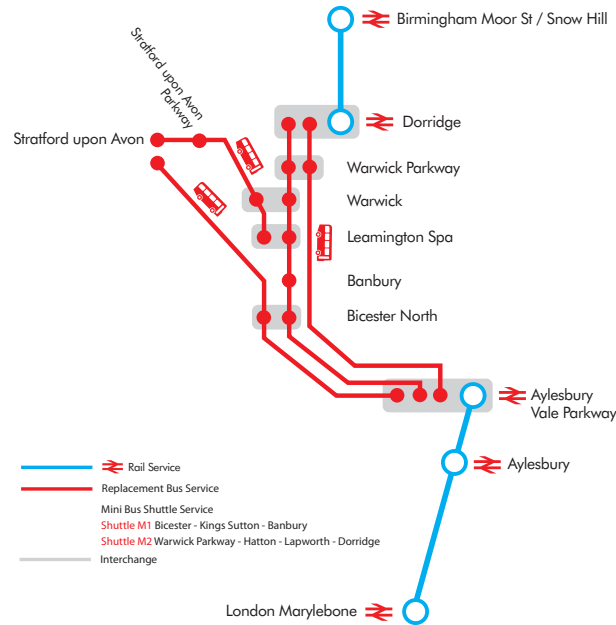


How will my journey be impacted?

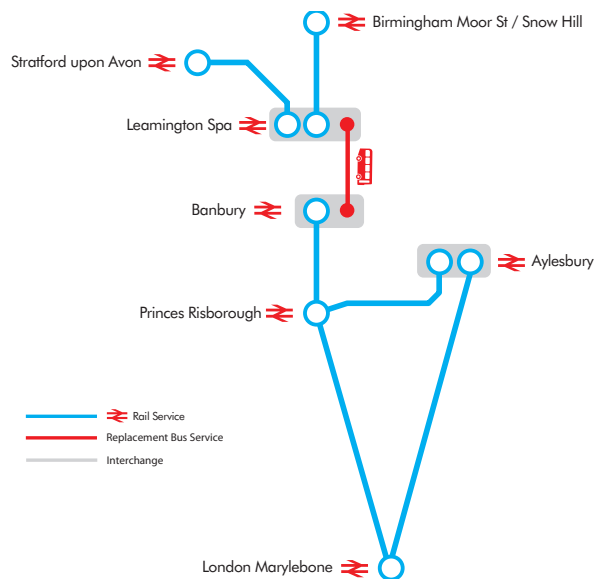
Sunday 24 May - Up to 12:30



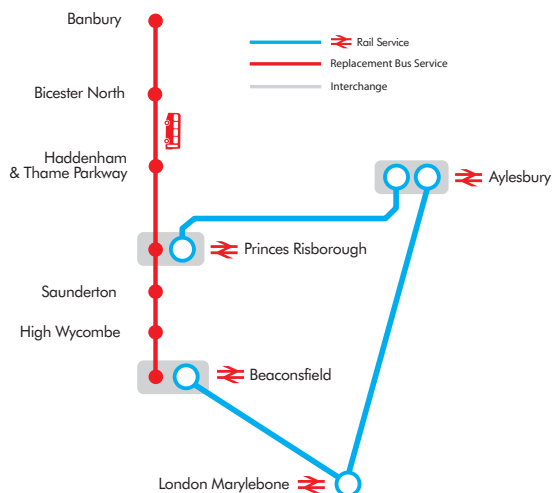
Sunday 31 May - Travel information all day for customers travelling to/from London Marylebone for stations north of Bicester



Sunday 24 May - After 12:30



Sunday 31 May - Travel information all day for customers travelling to intermediate stations to / from London Marylebone and Banbury



Line closures May - July

Check your journey on our website.

Chiltern Railways

If you think our way, travel our way.

Improvement work



A major upgrade project is taking place in the Banbury area to modernise the signalling equipment and make changes to the track layout. Work is also taking place at High Wycombe station where we will be extending the northbound platform and building a new footbridge. These works may impact your weekend travel plans.



We advise checking our website for more information as the closures will mean your journey time will be extended.

www.chilternrailways.co.uk/improvement-work

Your guide to improvement work on the Chiltern line

May			June		July	
Saturday	Sunday	Bank Holiday Monday	Saturday	Sunday	Saturday	Sunday
2	3	4	6	7	4	5
9	10		13	14	11	12
16	17		20	21	18	19
23	24	* 25	27	28	25	26
30	31					

A normal timetable will run on the dates shown in **green**. **Amber** means we have engineering works and bus replacements for part of the day or a revised timetable in place. **Red** means the whole day is affected and we will have bus replacements in operation and/or diversions.

*Please note, the RMT union has announced a strike of Network Rail signallers and maintenance workers from 17:00 on Monday 25 May (bank holiday Monday) to 17:00 on Tuesday 26 May. We advise that you check our website for the latest travel information.

What to expect if you choose to travel with us on orange or red dates?

- You may experience a different timetable than normal and/or a bus replacement service.
- We will have extra staff available to help and give you information.
- You can still get to your destination but you may experience a longer journey than normal and a bus replacement service.
- On Saturday 30 May, a football event is taking place at Wembley Stadium. Your journey may be more comfortable if you travel on trains arriving into London before 10:30 or between 17:30 and 19:30, and trains leaving London before 19:15.
- More information is available on our website www.chilternrailways.co.uk

Staying informed:

- Keep up to date on our website. Register for alerts to get real-time travel updates sent to your mobile or e-mail.
- Download our app to check travel information on the go.
- We're also on Twitter, so you can get the latest travel information by following [@chilternrailway](https://twitter.com/chilternrailway)